

CONNEXIS



CLOUD

The Art of Data Collection & Reporting





The Art of Data Collection & Reporting

- We have all been asked many times to please get me this data and make it ASAP!
- Over the past 10 years Connexis Case has grown tremendously as a data management reporting system
- As we have grown, your data collection and reporting needs have grown and changed as well
- To support our valued customers, iMs has redesigned the Data Collection and Reporting modules
- Now, more easily than ever, team members can provide a client feedback and direction as they make their journey through

The Art of Data Collection

Complete “re-design” of the Client Program Details module so it follows a client's natural progression through the program

The screenshot shows a web application window titled "Connexis Cloud" with a "Program Details" form. The form is organized into a sidebar with status tabs and a main content area with data entry fields. The sidebar tabs are "Pending Entry", "In Program", "Denied / Declined", "Terminated", and "Exited". The "Pending Entry" tab is selected. The main content area contains the following fields:

Status	Field	Value / Type
Pending Entry	Referral Date	[Date Picker]
	Referral Source	[Dropdown Menu]
In Program	Indictment/Accusation Date	[Date Picker]
	(Petition/Complaint) Arrest Date	[Date Picker]
Denied / Declined	Arraignment Date	[Date Picker]
	Application Date	[Date Picker]
Terminated	Program Review Date	[Date Picker]
	Legal Review Date	[Date Picker]
	Staffing Approval Date	[Date Picker]
	Acceptance Date	[Date Picker]
Exited	Acceptance Type	POST-ADJUDICATION [Dropdown Menu]

At the bottom of the form, there are icons for undo, redo, and save, and buttons for "Save & Close" and "Close". The URL bar at the bottom shows "Modals/ProgramDetail.aspx?uid=c1a34711-443c-4fba-a973-fc088c676fd2".

The process begins with Pending Entry and captures key client data elements from Referral to Acceptance or Denied / Declined

The Art of Data Collection

Complete “re-design” of the Client Program Details module so it follows a client's natural progression through the program

The screenshot shows a web application window titled "Connexis Cloud" with a "Program Details" form. The form has a left-hand navigation menu with five options: "Pending Entry", "In Program" (which is highlighted), "Denied / Declined", "Terminated", and "Exited". The main content area for the "In Program" state contains three rows of data entry fields. The first row has "Orientation Date" and "Handbook Date", both with text input boxes and calendar icons. The second row has "Contract/Plea Date" with a text input box and calendar icon, and "Grant Type" with a dropdown menu. The third row has "Treatment Start Date" with a text input box and calendar icon. At the bottom of the form, there are three icons (refresh, print, and share) on the left and two buttons, "Save & Close" and "Close", on the right. The status bar at the very bottom displays the URL "Modals/ProgramDetail.aspx?uid=c1a34711-443c-4fba-a973-fc088c676fd2".

Program Status	Field	Input Type
In Program	Orientation Date	Text Input / Calendar
	Handbook Date	Text Input / Calendar
	Contract/Plea Date	Text Input / Calendar
	Grant Type	Dropdown
	Treatment Start Date	Text Input / Calendar

In Program covers the Onboard process from Orientation to Treatment Start Date including any associated Grant Types

The Art of Data Collection

Complete “re-design” of the Client Program Details module so it follows a client's natural progression through the program

The screenshot shows a web application window titled "Connexis Cloud" with a "Program Details" form. On the left is a vertical sidebar with five tabs: "Pending Entry", "In Program", "Denied / Declined", "Terminated", and "Exited". The "Denied / Declined" tab is currently selected and highlighted. The main content area of the form is divided into two columns. The left column contains three fields: "Client Decline Date" with a calendar icon, "Program Denial Date" with a calendar icon, and "Program Denial Source" with a dropdown arrow. The right column contains two fields: "Client Decline Reason" and "Program Denial Reason", both with dropdown arrows. At the bottom of the window, there is a toolbar with three icons (refresh, print, and link) on the left and two buttons, "Save & Close" and "Close", on the right. The status bar at the very bottom displays the URL: "Modals/ProgramDetail.aspx?uid=c1a34711-443c-4fba-a973-fc088c676fd2".

Tab	Field	Value
Denied / Declined	Client Decline Date	
	Program Denial Date	
	Program Denial Source	
Client Decline Reason	Program Denial Reason	

In Denied / Declined the dates, reasons, and denial or declined to participate sources are captured

The Art of Data Collection

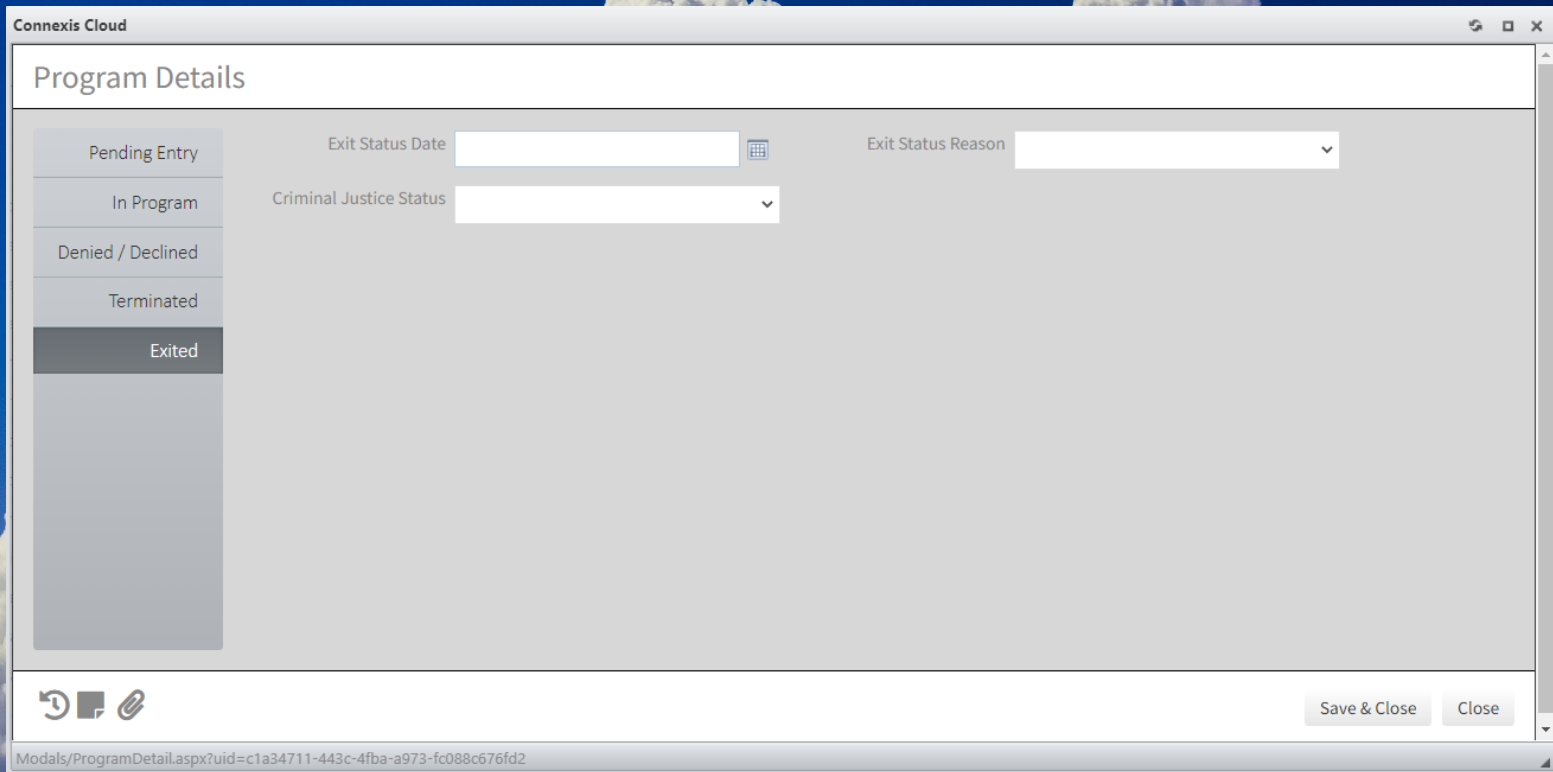
Complete “re-design” of the Client Program Details module so it follows a client's natural progression through the program

The screenshot shows a web application window titled "Connexis Cloud". Inside, there's a "Program Details" form. On the left is a vertical sidebar with five tabs: "Pending Entry", "In Program", "Denied / Declined", "Terminated" (which is highlighted in dark grey), and "Exited". The main area of the form is divided into two columns. The left column contains "Termination Date" (with a calendar icon) and "Post-Termination Date" (also with a calendar icon). The right column contains "Termination Reason" (a dropdown menu) and "Post-Termination Status" (a dropdown menu). Below these fields is a large, empty light-grey rectangular area. At the bottom of the form, there are three icons (a circular arrow, a square, and a link) on the left, and two buttons labeled "Save & Close" and "Close" on the right. The browser's address bar at the very bottom shows the URL: "Modals/ProgramDetail.aspx?uid=c1a34711-443c-4fba-a973-fc088c676fd2".

Under Terminated you will find the Date, Reason, and Status along with and Post Termination status changes – Referred to the Court

The Art of Data Collection

Complete “re-design” of the Client Program Details module so it follows a client's natural progression through the program



The screenshot shows a web application window titled "Connexis Cloud". Inside, the "Program Details" form has a left sidebar with status options: "Pending Entry", "In Program", "Denied / Declined", "Terminated", and "Exited". The "Exited" option is selected and highlighted. The main area contains three fields: "Exit Status Date" with a calendar icon, "Exit Status Reason" with a dropdown arrow, and "Criminal Justice Status" with a dropdown arrow. At the bottom, there are icons for undo, redo, and save, along with "Save & Close" and "Close" buttons. The URL bar at the bottom shows "Modals/ProgramDetail.aspx?uid=c1a34711-443c-4fba-a973-fc088c676fd2".

Status	Exit Status Date	Exit Status Reason	Criminal Justice Status
Pending Entry			
In Program			
Denied / Declined			
Terminated			
Exited			

Exited documents the Exit Status Date, Exit Status Reason, and any changes in the clients Criminal Justice Status. Exit Reasons include Graduated, Discharged, and Terminated Non-compliance

The Art of Data Reporting

Complete “re-design” of our Reporting Modules to reflect the latest in Specialty Court reporting requirements

Client Progression Status Report Criteria

Location: ADULT DRUG COURT

Status: Exited Within Date Range

Date Range: 03/01/2020 - 07/30/2020

Export to the selected format: Export

Total Clients #: 3

Client 1: Date of Birth: 11/17/1968 (53), Gender: Male. Referred by SUPERIOR JUDGE. Granted admission into the program. Exited the program [Exit Status: GRADUATED].

Client 2: Date of Birth: 4/28/1992 (30), Gender: Female. Referred by SUPERIOR JUDGE. Granted admission into the program. Entered program. Exited the program [Exit Status: GRADUATED].

Client 3: Date of Birth: 7/6/1990 (32), Gender: Male. Referred by SUPERIOR JUDGE. Granted admission into the program. Entered program. Exited the program [Exit Status: GRADUATED].

ADULT DRUG COURT		03/01/2020 - 07/30/2020		Total Clients #:
Referred Within Date Range:	0	Already in Program:	3	Exited Within Range:
Referred Outside Date Range:	3	New Entries Within Date Range:	0	Exited Outside Range:
Total Referred:	3	Entries After Range:	0	Exited:
Declined Within Range:	0	Total In Program:	3	Terminated Within Range:
Declined Outside Range:	0	Pending Determination:	0	Terminated Outside Range:
Total Declined:	0			Total Terminated:

Create reports by Status and Date Range. The last page will always display the Report Summary with the clients and their details show on prior pages

The Art of Data Reporting

Complete “re-design” of our Reporting Modules to reflect the latest in Specialty Court reporting requirements

The screenshot displays a software interface for generating a 'Client Progression Status Report'. The top section, titled 'Client Progression Status Report Criteria', contains filters for 'Location' (set to 'ADULT DRUG COURT'), 'Status' (set to 'In Program During Date Range'), and 'Date Range' (from '03/01/2020' to '07/30/2020'). Below this is a 'Preview' section with a navigation bar showing '7 of 7' records and an 'Export' button. The main content area displays a summary table for the selected criteria.

ADULT DRUG COURT		03/01/2020 - 07/30/2020		Total Clients #: 50	
Referred Within Date Range:	3	Already in Program:	41	Exited Within Range:	3
Referred Outside Date Range:	47	New Entries Within Date Range:	6	Exited Outside Range:	35
Total Referred:	50	Entries After Range:	3	Exited:	38
Declined Within Range:	0	Total In Program:	50	Terminated Within Range:	1
Declined Outside Range:	0	Pending Determination:	0	Terminated Outside Range:	13
Total Declined:	0			Total Terminated:	14

Connexis auto calculates results by using a clients status and date range. On the previous slide we had 3 exit via Graduation in that time frame. However, since they were in the program during that date range so appear in the 50 Active client count

Some of today's Data Collection & Reporting Experts

Today's Results – Results – Results! One of our first courts to go-live 5 years ago, COBB County DUI Court.

Mission: Enhance public safety by targeting repeat DUI Offenders for placement in an intensive program of treatment, judicial supervision, and individual accountability. The goal is to reduce recidivism.



Program Statistics

663 Program admissions since implementation

494 Number of successful/completed Graduates

83% Retention Rate of Participants

Estimated Community Value (Savings to citizens)

\$2.3 million dollars last year

Some of today's Data Collection & Reporting Experts

Just ask the winners of the 2022 Georgia state “Data Driven Award.” The Cobb County FTC is fully utilizing the Connexis Cloud case management system. All team members enter data into the system (including treatment providers and surveillance) as it occurs. Their system is integrated with their lab, so all lab reports and screen results are directly transferred into the system.



Jennifer Tillery, former Cobb FTC Director, notes, “The Cobb FTC enjoys incredible support from the Cobb Board of Commissioners, Court Administration, and the judiciary due to the impressive data that can be provided through these reports.” She added that the program has received financial support from Restoring Lives Alliance, a local 501c3, by sharing data regarding parent participation, children served, permanency data, participant progress, and graduation rates. *See Jennifer's PODCAST at ims-trident.com*

Some of today's Data Collection & Reporting Experts

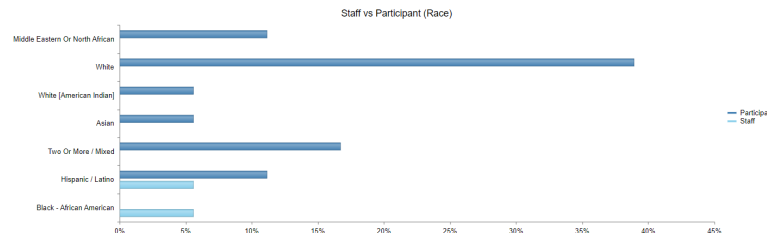
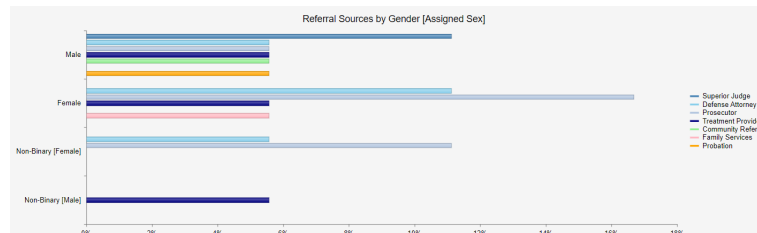
*Winners of the Georgia Inaugural state “Data Driven Award.” The nine **Northeastern Judicial Circuit Accountability Courts**, serving Hall and Dawson counties, have fully utilized Connexis Cloud to dramatically improve program and participant outcomes.*



The presiding judges of Northeastern's accountability courts Judge Larry Baldwin, Judge Clint Bearden, Judge Jason Deal, Chief Judge Kathy Gosselin, Judge Bonnie Oliver, Judge Alison Toller, and Director Jessi Emmett all agree Connexis is well worth the cost.



Equity & Inclusion Data Collection Engine



All the data you need to participate in the NADCP Equity and Inclusion Assessment Tool (EIAT.)

Including our Team Member Credentialing Module (Individuality – Education/Training/ Credentials)



Equity & Inclusion Data Collection Engine

IMS FAMILY TREATMENT COURT		06/01/2020 - 06/01/2022		Total Clients:	16
Program Participants					
Race	Total	Ethnicity	Total		
Asian	1	(Hispanic or Latino)	2		
Hispanic / Latino	2	(Not Hispanic or Latino)	14		
Middle Eastern Or North African	2	Total:		16	
Two Or More / Mixed	3				
White	7				
White [American Indian]	1				
Total:		16			
Gender Identity	Total	Assigned Sex	Total		
Female	6	Female	9		
Male	7	Male	7		
Non-Binary	3	Total:		16	
Total:		16			
Sexual Orientation	Total	Age	Total		
Asexual	1	10 and Under	0		
Bisexual	3	11 - 15	0		
Choosing Not To Disclose	1	16 - 20	0		
Gay/Lesbian/Queer/Homosexual	2	21 - 25	1		
Heterosexual	9	26 - 30	4		
Total:		31 - 35	3		

All the data you need to participate in the NADCP Equity and Inclusion Assessment Tool (EIAT) above are the totals by category



Equity & Inclusion Data Collection Engine

Equity and Inclusion Review

06/01/2020 - 06/01/2022

IMS FAMILY TREATMENT COURT					Total Clients: 17	
AIKENS, ALFRED: [93-LA-6744-516]					Referred, Entered	
Date of Birth:	10/27/1976 (45)	Zip Code	31047	Tn - Madison County		
Assigned Sex:	Male	Gender Identity:	Male			
Sexual Orientation:	Heterosexual					
Race:	White					
Blended Race:						
Ethnicity:	(Not Hispanic or Latino)					
Referral Date:	07/05/2020 (43)	Referral Source:	PROSECUTOR			
Admission Date	08/25/2020 (43)	Admission Type:	COURT REFERRED			
Contract/Plea Date:	09/05/2020 (43)	Current Phase:	PHASE 3: STABILIZATION			
Decline Date				Reason:		
Exit Date:				Reason:		
Termination Date:				Reason:		
Post-Termination:						
Number of Days:	Referral to Determination:	62	Days In Program:	634	Total:	696
ALLEN, RICK					Referred, In Program	
Date of Birth:	02/15/1974 (48)	Zip Code	37203	Tn - Davidson County		
Assigned Sex:	Male	Gender Identity:	Male			
Sexual Orientation:	Heterosexual					
Race:	Two Or More / Mixed					
Blended Race:						
Ethnicity:	(Not Hispanic or Latino)					
Referral Date:	03/01/2020 (46)	Referral Source:	TREATMENT PROVIDER			
Admission Date	03/01/2020 (46)	Admission Type:	COURT REFERRED			
Contract/Plea Date:	03/05/2020 (46)	Current Phase:	PHASE 2: ENGAGEMENT			
Decline Date				Reason:		
Exit Date:				Reason:		
Termination Date:				Reason:		
Post-Termination:						
Number of Days:	Referral to Determination:	4	Days In Program:	818	Total:	822

Client details presented including Referral to Determination, Days in Program, and Total Days



Equity & Inclusion Data Collection Engine

Settings	User Information	
Personal Information	PROPERTY	VALUE
Individuality	Assigned Sex	Male
Education/Training	Birth Date	12/12/1985 (36)
Credentials / Identification	Ethnicity	Not Hispanic or Latino
Contact Information	Eye Color	BLACK
	Gender Identity	Transgender
	Hair Color	GRAY
	Height	6' 0"
	Marital Status	DIVORCED
	Name	LANGE, KEN
	Race	BLACK - AFRICAN AMERICAN
	Sexual Orientation	ASEXUAL
	Weight	225 Lbs

Settings	Education / Training			
Personal Information	TYPE	NAME	EFFECTIVE DATE	END DATE
Individuality	DIVERSITY & INCLUSION TRAINING	NDCI ONLINE 2022 12	7/1/2022	7/20/2022
Education/Training	CULTURAL COMPETENCY TRAINING	NADCP TRAINING 1221	7/1/2022	7/5/2022
Credentials / Identification				
Contact Information				

Settings	Credentials / Identification							
Personal Information	TYPE	NUMBER	ISSUER	STATUS	VERIFICATION	ALIAS	VERIFIED	EXPIRATION
Individuality	CBI CERTIFIED PROVIDER	CBI 4722301		Current	Verified by: LANGE, KEN 07/23/2022 04:11 PM	No	Yes	
Education/Training	MRT CERTIFIED PROVIDER	MRT 4598111		Current	Verified by: LANGE, KEN 07/23/2022 04:11 PM	No	Yes	
Credentials / Identification								
Contact Information								

Analysis includes Team Member Individuality, Education & Training, and Credentials & Identification



Estimated Community Value

(Saving to Citizens – COBB DUI)

Estimated Community Value:

\$360,334.90

Community Value Breakdown:

Incarceration Cost Value: 45.44 %

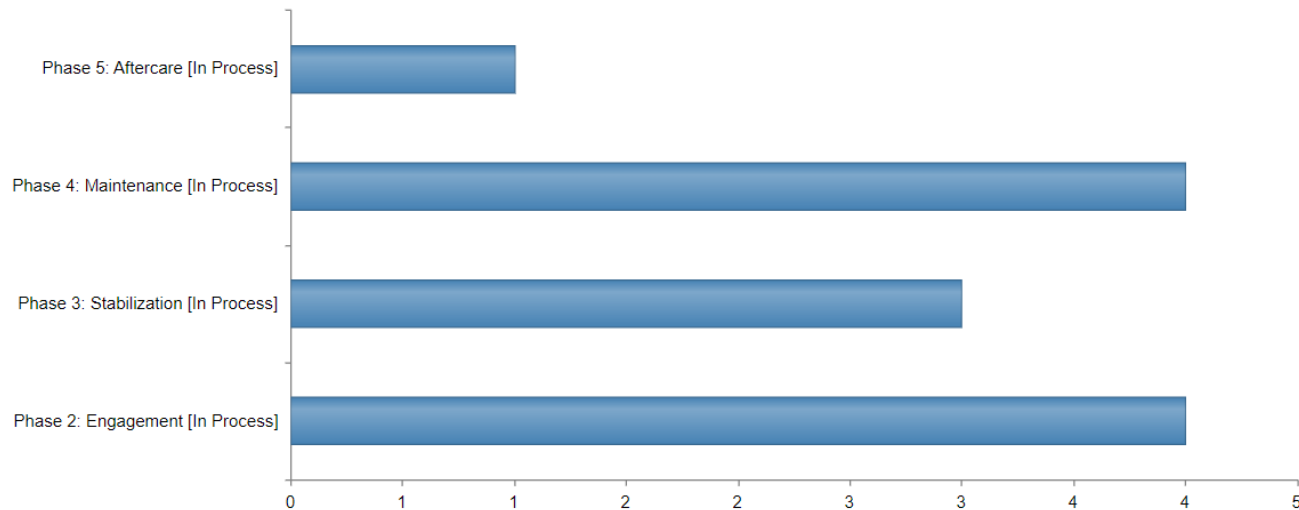
Program Benefits: 4.94 %

Community Savings: 49.62 %

Participants in Program: 13



Clients in Phase



One of the most powerful tools in securing and maintaining funding is the ECV. Using 28 data points calculated real-time to Connexis can prove you value to the community.

CONNEXIS



CLOUD

Thank you for choosing Connexis Cloud
Questions?

Get in Touch: 1-888-946-5227 ext. 2 , or sales@ims-trident.com

- Benchmarks
- Client
- Financial
- Program
- Child Placement
- Client Case/Charges
- Client Cases
- Client Check In
- Client Evaluations
- Client Movement
- Client ORAS-CSST
- Client Progression
- Client Progression Status
- Client Text Messages
- Home Inspection List
- Incentive List
- Key Dates
- Sanction List
- Surveillance
- Surveillance w/Photo
- Total Sanction/Incentive List
- Treatment List
- Quarterly
- Staffing
- Statistical

Client Progression Status Report Criteria

Location: ADULT DRUG COURT

Status: Exited Within Date Range

Date Range: 03/01/2020 - 07/30/2020

Preview

1

Export to the selected format

Export

Total Clients #: 3		
Date of Birth:	11/17/1968 (53)	Gender: Male
Referred	Referred by SUPERIOR JUDGE	
Admission Date	Granted admission into the program	
Contract / Plea	Entered program	
Exited	Exited the program [Exit Status: GRADUATED]	
Date of Birth:	4/28/1992 (30)	Gender: Female
Referred	Referred by SUPERIOR JUDGE	
Admission Date	Granted admission into the program	
Contract / Plea	Entered program	
Exited	Exited the program [Exit Status: GRADUATED]	
Date of Birth:	7/6/1990 (32)	Gender: Male
Referred	Referred by SUPERIOR JUDGE	
Admission Date	Granted admission into the program	
Contract / Plea	Entered program	
Exited	Exited the program [Exit Status: GRADUATED]	

ADULT DRUG COURT			03/01/2020 - 07/30/2020		Total Clients #: 3	
Referred Within Date Range:	0	Already in Program:	3	Exited Within Range:	3	
Referred Outside Date Range:	3	New Entries Within Date Range:	0	Exited Outside Range:	0	
Total Referred:	3	Entries After Range:	0	Exited:	3	
Declined Within Range:	0	Total In Program:	3	Terminated Within Range:	0	
Declined Outside Range:	0			Terminated Outside Range:	0	
Total Declined:	0	Pending Determination:	0	Total Terminated:	0	

