



# COUNCIL OF ACCOUNTABILITY COURT JUDGES OF GEORGIA

## FY21 DATA WEBINAR

Rachel Gage

Certification and Special Projects Officer, CACJ

Matthew Bishop

Research Analyst, JC/AOC

---

# AGENDA

- 
- Welcome and introductions
  - Overview of statutorily mandated data points
  - Overview of data reporting process
  - Data collection compliance
  - FY21 data collection changes
  - Overview of quality assurance process
  - Quick look at resources
  - Q&A
  - Quarterly program report
  - Data driven award

RACHEL GAGE  
CERTIFICATION AND  
SPECIAL PROJECTS OFFICER,  
CACJ

MATTHEW BISHOP  
RESEARCH ANALYST, JC/AOC

# INTRODUCTIONS



# OVERVIEW OF **STATUTORILY MANDATED DATA POINTS**

WHAT AM I REQUIRED TO REPORT?



# STATUTORILY MANDATED DATA POINTS

Moderate and  
high-risk  
participants

Drug test  
results

Positive drug  
test results

Employment  
data

Graduates

Terminations

Recidivism

## REQUIRED DATA TO BE ENTERED



- For all referrals/participants
- For participants accepted into the program
- Court-type specific

CACJ encourages you to maximize utilization of your case management system



**SO, WHY IS DATA  
COLLECTION SO  
IMPORTANT?**





RESEARCH



FUNDING



SUSTAINABILITY



COMMUNITY  
PARTNERSHIPS



LEGISLATOR/  
BUDGET








# OVERVIEW OF DATA REPORTING PROCESS

BY WHEN DO I HAVE TO REPORT?



# DATA FOR ALL TYPES OF ACCOUNTABILITY COURTS IS COLLECTED FOR EACH QUARTER ON THE FOLLOWING DATES:



---

# DATA COLLECTION COMPLIANCE

---

## Grant special condition

- Statistical and/or evaluation data describing project performance must be submitted to Council of Accountability Court Judges (CACJ) on a quarterly basis using the prescribed format provided to the Subgrantee. Failure to submit all requested data on a timely basis will result in the withholding of grant funds on this subgrant and/or any other subgrant administered by CJCC until compliance is achieved. If reports are not received, funds for subsequent quarters may be rescinded.

---

# DATA COLLECTION COMPLIANCE

---

## Article 9 of Rules and Regulations

- Outlines existing data collection and reporting procedures
- Makes clear that failure to report data timely and accurately can subject a court to decertification
- Proper data reporting is a condition of all grants
- Accurate data is critical to demonstrate to the legislature that these programs work to ensure continued funding

---

# DATA COLLECTION COMPLIANCE

---

## Certification

- Must show evidence of utilization of evaluation/data tracking system (case management system) that captures pertinent information on participants. Programs should show documentation that reports statistics and trends in their particular court (AFDC Requirement 8.2).



# **FY21 DATA COLLECTION CHANGES**

WHAT'S NEW THIS YEAR?



- 
- MAT compliance
  - Diagnostic impression
  - Treatment records required
  - Individual and individual trauma
  - Inpatient program
  - Additional EBPs
  - Non-evidence-based treatment
  - DUI-RANT
  - Inactive-AWOL



**BUT, WHY MORE  
CHANGES?**







RESEARCH



FUNDING



SUSTAINABILITY



COMMUNITY  
PARTNERSHIPS



LEGISLATOR/  
BUDGET





# OVERVIEW OF **QUALITY ASSURANCE PROCESS**

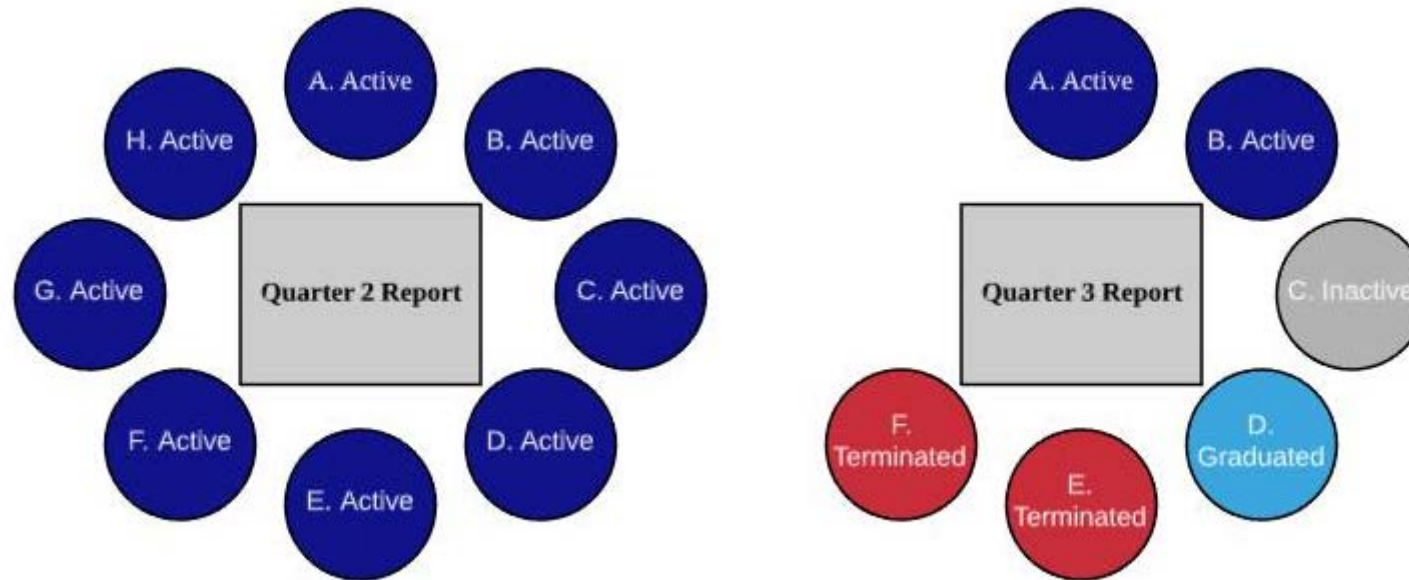
HOW IS MY DATA REVIEWED?



## PURPOSE OF QA

- Examine quarterly data submissions in order to identify and correct inconsistencies
  - Statutorily required data elements
- Ensure that data collected is useful to end users
  - Number of participants served?
  - What kinds of services are being provided?
  - Positive effects of program participation?

# QA FOCUS POINT – CONTINUITY EXAMPLE



## Q3 QA FINDINGS

- Quarter 3 QA – 640 participants active in Q2, but no report in Q3
- 215 exit dates and statuses recovered
  - “Restore All” submission issue
  - Reporting window exit date glitch
  - Phase movements glitch
  - AWOL Cases
  - Failed submissions – missing data fields to be completed by coordinator

# QA FOCUS POINT - DRUG TESTING



- Number of Drug Tests
  - Substances tested
  - Results - inconsistency



# OVERVIEW OF **RESOURCES**

WHERE DO I GO FOR HELP?



# DATA COLLECTION MANUAL

- Outlines process
- Provides data definitions
- Includes an example intake data collection form

# DATA COLLECTION TOOLKIT

- Provides practical guidance
- Sample forms, workflow guides, and best practices lists



# QUESTIONS AND ANSWERS



COMING SOON!

# QUARTERLY PROGRAM REPORT

Digital

Program-specific

Online archive

Timely data analyses and summaries

Resource and tool

QUARTERLY  
PROGRAM  
REPORT  
OVERVIEW

## Program and participant demographics

- Total participants submitted, active participants reported, gender, age, race, education, income, employment, military services, accepted cases by referral type, exit status

## Additional elements

- RPH, risk level, ASAM scores, diagnoses, treatment, drugs of choice, drug test methods and results, phase distribution

## QPR: INCLUDED ELEMENTS



### SAMPLE Drug Court - 2020Q2

Report Date: 07/22/2020

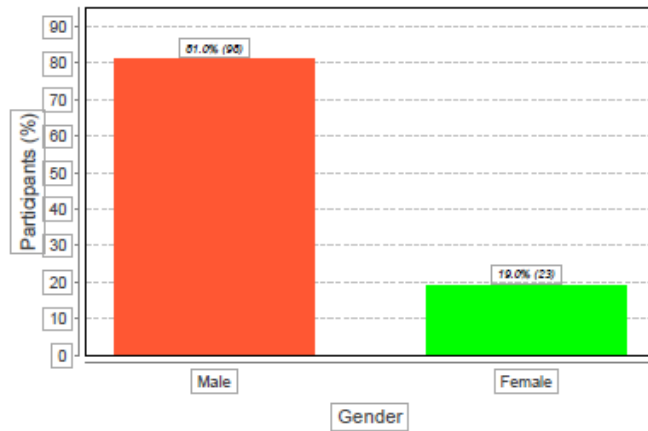
Participant's Counties of Residence: County A, County B

Total Participants Submitted = 121  
Active Participants Reported = 105

#### Program Demographics

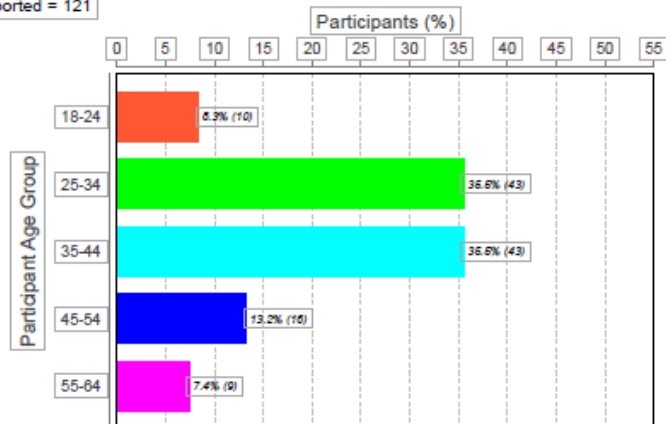
#### Participant Gender

Records Reported = 121



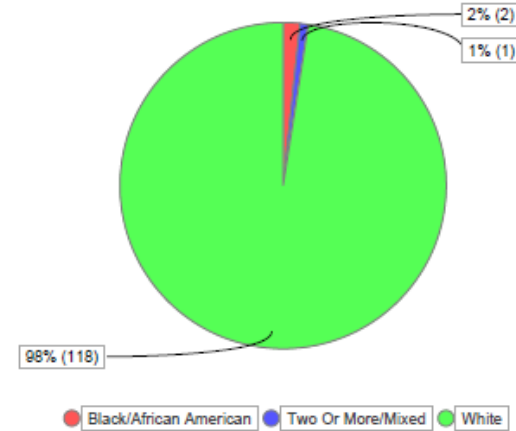
#### Participant Age

Records Reported = 121



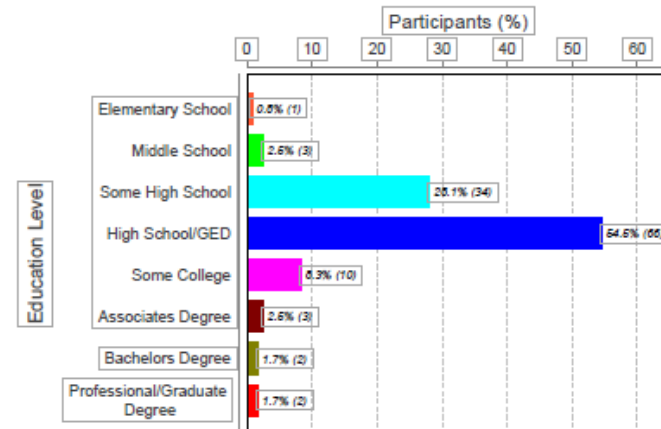
#### Participant Race

Records Reported = 121



#### Education Level

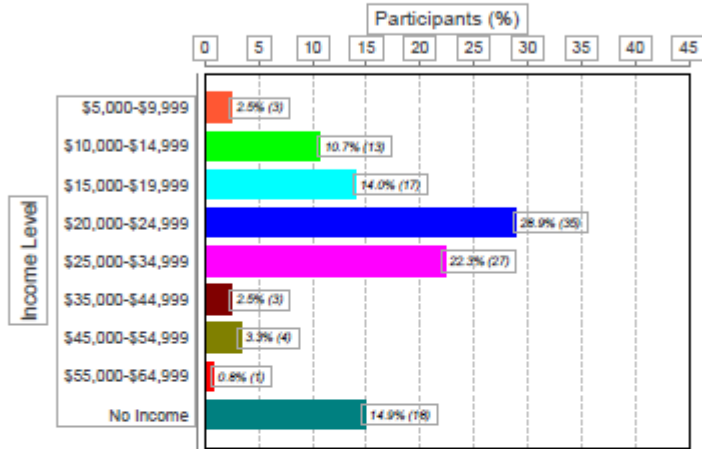
Records Reported = 121





**Income Level**

Records Reported = 121



**Military Service**

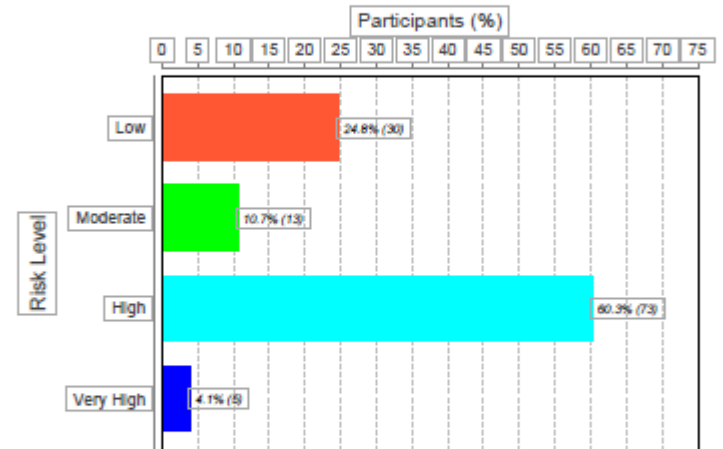
No Participants reported having military service.

Data not reported.



**Risk Level**

Records Reported = 121



Risk Level	(%)	#
Low	24.8	30
Moderate	10.7	13
High	60.3	73
Very High	4.1	5



DATA PRESENTED IS ONLY  
AS GOOD AS WHAT IS  
ENTERED



USE THE REPORTS TO ENSURE  
DATA COLLECTION  
ACCURACY AND  
COMPLETION

REMINDERS



# DATA DRIVEN AWARD

NEW FOR 2020!





- 
- The Council of Accountability Court Judges (CACJ) seeks submissions for its first annual Data Driven Award. Why should a court consider this award? This award recognizes the winning program with a special presentation at the annual training conference in September along with a **supplemental grant award (up to \$15,000) to be used for a program evaluation!**

---

## NARRATIVE

Award submissions must consist of a 3-5-page narrative (double-spaced preferred) that fully describes and/or answers the following questions:

1. What is your accountability court's data collection process including those individuals and their roles and their responsibilities?
2. How does your court fully utilize the state-funded case management system?
3. Does your court analyze its data and shares the results with team members and stakeholders? If so, describe your process for these analyses and sharing activities.
4. Has sharing your data analysis generated local support for the accountability court? If so, please note any increased fiscal support.
5. How does the court's collected data impact the implementation of evidence-based practices?
6. What program or policy modifications have been made as the result of collected data and analysis?

---

## ELIGIBILITY CRITERIA

1. Submission must be complete and address all requirements including a 3-5-page narrative.
2. Must be a CACJ certified and/or state funded accountability court program.
3. No substantive errors within the quarterly data submissions transmitted to CACJ.
4. Fully utilizing the state-funded case management system for data collection.
5. Compliant with state fiscal year grant special conditions (timely submissions of sub-grant expenditure requests, etc.).
6. No significant history of fiscal de-obligations.

DATA DRIVEN  
AWARD  
SUBMISSIONS

- Email narrative to [Rachel.Gage@georgiacourts.gov](mailto:Rachel.Gage@georgiacourts.gov) by Friday, August 14<sup>th</sup>

## CONCLUSION

- “The \$2.65 million cut to accountability court grants is completely restored to allow the courts to continue diverting more non-violent offenders from jails or prisons to successful rehabilitative programs within communities. The restoration in funding equates to 1,901 participants who can be served through an accountability court instead of possibly going to prison. Accountability courts have a 3-in-4 success rate for graduates. The restoration of funding to the accountability courts represents \$34.8 million in diversion savings and \$6.7 million in economic impact.”

---

# CONTACT US!

---

## **Rachel Gage**

Certification and Special Projects Officer

Council of Accountability Court Judges

Mobile: 470-591-0091

[Rachel.Gage@georgiacourts.gov](mailto:Rachel.Gage@georgiacourts.gov)

## **Matthew Bishop**

Research Analyst

Administrative Office of the Courts

Mobile: 404-463-1319

[Matthew.Bishop@georgiacourts.gov](mailto:Matthew.Bishop@georgiacourts.gov)